

MODEL 56






OPEN FACE / PNEUMATIC LIFT FLAT LAPPING MACHINE



PLATE DIAMETER: 56" (1422 MM)
VERSIONS: 3 RINGS / 4 RINGS
TYPE: SINGLE SIDED

Open face version (left), pneumatic lift version

MEETING TODAY'S PRECISION SURFACING REQUIREMENTS

-  Heavy duty floor standing base with integrally mounted drive motor, reduction gearbox and abrasive distribution system
-  Heavy duty work table, vertically adjustable
-  Three / four conditioning rings, with adjustable, sealed roller bearing yoke assemblies to maintain lap flatness
-  Electrical system wired for various voltages
-  High torque drive unit with 14.75 hp / 11 kW motor and gear reducer

ACHIEVING HIGH STANDARDS OF FLATNESS AND SURFACE FINISH

HIGHLIGHTS MODEL 56

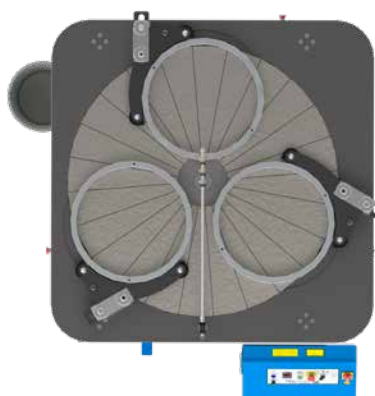
- ✔ High density, cast iron segmented (serrated) lap plate
- ✔ Three/four high density, cast iron serrated conditioning rings
- ✔ Three/four blank workholder discs
- ✔ Three/four felt pads
- ✔ Free standing abrasive system complete with pump and multi point compound distribution
- ✔ Operator panel with start/stop controls, and multiple range digital process timer
- ✔ Waste tank

OPTIONAL TOOLING


- ✔ Solid stainless steel backing plates
- ✔ Composite faced segments
- ✔ Polishing pads

OPTIONAL FEATURES

- ✔ Electronic variable speed drive
- ✔ Water cooled
- ✔ Peristaltic pump
- ✔ Optional plates
- ✔ PLC
- ✔ Diamond unit



Open face version



Pneumatic lift version

TECHNICAL DATA		MODEL 56			
VERSION	3R OF LAPPING	3R OF POLISHING	3R PL LAPPING	4R OF LAPPING	4R PL LAPPING
Plate O.D. [in/mm]	56/1422	56/1422	56/1422	56/1422	56/1422
Plate I.D. [in/mm]	22.7/578	22.7/578	22.7/578	14.4/368	14.4/368
Ring O.D. [in/mm]	25.2/641	25.2/641	25.2/641	23/585	23/585
Ring I.D. [in/mm]	22.7/578	22.7/578	22.7/578	20.8/530	20.8/530
Ring height [in/mm]	6/152	6/152	6/152	6/152	6/152
# of ring positions	3	3	3	4	4
Pressure plate thickness [in/mm]	-	-	-	-	-
Pressure plate weight [lbs/kg]	-	-	-	-	-
Plate RPM	48	48	48	48	48
Motor [hp/kW]	14.75/11	14.75/11	14.75/11	14.75/11	14.75/11
Voltage	380/480V, 3Phase 50/60 Hz (Non-standard voltage available)				
Controls	Adjustable	Adjustable	Adjustable	Adjustable	Adjustable
Dimensions (W×D×H) [in/mm]	68.9/1752 × 80.1/2035 × 51.8/1315	68.9/1752 × 80.1/2035 × 51.8/1315	68.9/1752 × 102.4/2600 × 88.8/2255	68.9/1752 × 80.1/2035 × 51.8/1315	68.9/1752 × 83.7/2125 × 88.8/2255
Weight [lbs/kg]	7022/3275 * incl. plates	7022/3275 * incl. plates	8285/3758 * incl. plates	7407/3360 ** incl. segments	8267/3750 ** incl. segments

* Plus 3 rings (210.0 kg) ** Plus 4 rings (220.0 kg)

GET IN TOUCH WITH US TODAY
TOGETHER WE WILL FIND A SOLUTION
FOR YOUR REQUIREMENTS

LAPMASTER WOLTERS LIMITED

Phone Sales: +44 1752 891 600

sales@lapmaster-wolters.co.uk

www.lapmaster-wolters-uk.com